KCI

Kerman & Kavian Cable Industries

Telephone Cable Catalogue



Kerman & Kavian Cable Industries

Head office: No. 18, Hasti Ally, Valiasr St ,Chamran cross road ,
Tehran , IRAN . **Post code : 19656-13311**
Tel:+98 21 22669500 - 10 - 11 (30 lines) **Fax: +98 21 22028427**
Email : info@kermancableind.com
WebSite : www.kermancableind.com

Appendix Tables

Color Coding of pairs acc to IEC 60708 , 60189
A-2Y(St) …. A-2Y(L) …. J-Y(St) ….

Color Coding of pairs acc to VDE 0815

JE-Y(St)Y JE-Y(St)Yv JE-Y(St)YY JE-YCY RD-Y(St)Y JE-LIYCY
JE-LiYY JE-LiY(St)Y JE-LiHCH JE-LiHH JE-H(St)H JE-HCH

Pair Configuration/Arrangement

Color Coding of pairs acc to IEC 60708 , 60189
A-2Y(St) …. A-2Y(L) …. J-Y(St) ….

Pair No	Wire a	Wire b
1	White	Blue
2		Orange
3		Green
4		Brown
5		Grey
6	Red	Blue
7		Orange
8		Green
9		Brown
10		Grey
11	Black	Blue
12		Orange
13		Green
14		Brown
15		Grey
16	Yellow	Blue
17		Orange
18		Green
19		Brown
20		Grey
21	Violet	Blue
22		Orange
23		Green
24		Brown
25		Grey

4)Stranding

The cable elements shall be formed into a number of sub-units or units which can be stranded into a regular make up to produce the required number of cores , pairs or Quads .

Color Coding of pairs acc to VDE 0815

JE-Y(St)Y JE-Y(St)Yv JE-Y(St)YY JE-YCY RD-Y(St)Y JE-LIYCY JE-LiYY JE-LiY(St)Y JE-LiHCH JE-LiHH JE-H(St)H JE-HCH

Pair No	1		2		3		4	
Wires	a	b	a	b	a	b	a	b
Basic colour	blue	red	grey	yellow	green	brown	white	black

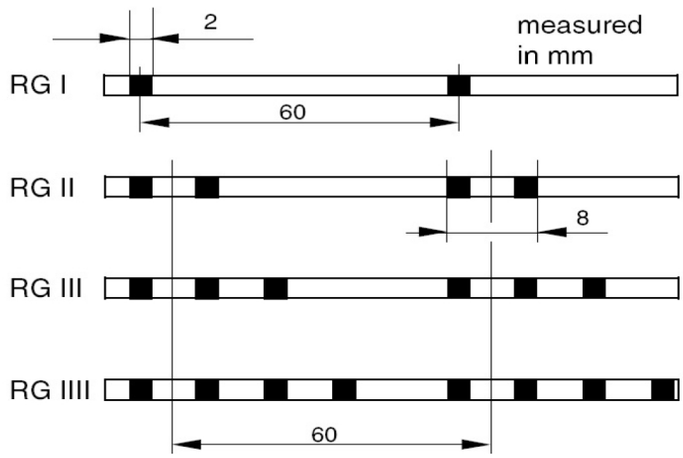

Unit no.	Ring colour	Ring group in units of 4 cores 8 cores/ 4 pairs		Binder colour
1	pink	I	I	Not Required
2		I	II	
3		II	III	
4		II	IV	
5	orange		I	
6			II	
7			III	
8			IV	
9	violet		I	
10			II	
11			III	
12			IV	
13	pink		I	blue
14			II	
15			III	
16			IV	
17	orange		I	red
18			II	
19			III	
20			IV	

KCI

Pair Configuration/Arrangement

NO. OF PAIRS IN CABLE	CENTER			LAYER 1		
	PAIRS IN GROUP	PAIR COUNT.	BINDER COLOUR	PAIRS IN GROUP	PAIR COUNT.	BINDER COLOUR
up to and including 25 pairs	5 pair groups through suitable layplate. No color binder needed.					
30 (or 32)	12	1 - 12	Blue			
	13	13 - 25	Blue			
	5 (or 7)	26 - 30	Orange			
40 (or 45)	12	1 - 12	Blue			
	13	13 - 25	Blue			
	15 (or 20)	26 - 40	Orange			
50 + 1 Spare pair	12	1 - 12	Blue			
	13	13 - 25	Blue			
	12	26 - 37	Orange			
	13	38 - 50	Orange			
60 + 1 Spare pair	25	1 - 25	Blue			
	25	26 - 50	Orange			
	10	51 - 60	Green			
70 + 1 Spare pair	25	1 - 25	Blue			
	25	26 - 50	Orange			
	20	51 - 70	Green			
100 + 2 Spare pairs	25	1 - 25	White Blue			
	25	26 - 50	White Orange			
	25	51 - 75	White Green			
	25	76 - 100	W hite Brown			
150 + 2 Spare pairs	25	1 - 25	White Blue	25	26 - 50	White Orange
				25	51 - 75	White Green
				25	76 - 100	White Brown
				25	101 - 125	White Grey
				25	126 - 150	Red Blue
200 + 2 Spare pairs	12	1 - 12	White Blue	25	51 - 75	W hite Green
	13	13 - 25	White Blue	25	76 - 100	White Brown
	12	26 - 37	W hite Orange	25	101 - 125	White Grey
	13	38 - 50	White Orange	25	126 - 150	Red Blue
				25	151 - 175	Red Orange
				25	176 - 200	Red Green

Pair Configuration/Arrangement

PAIR AMOUNT	CORE CONSTRUCTION
50	(12+13)*2
100	4U1)
200	1MU2)+6U
300	(3+9)U
400	(1+5+10)U
500	(3+7)MU
600	(1+5)SU3)
1000	(3+7)SU
1200	(3+9)SU
1800	(1+6+11)SU
2400	(3+9+12)SU

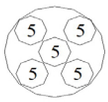

25P

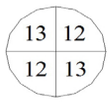

50P

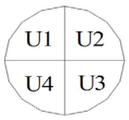

100P

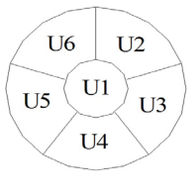

150P

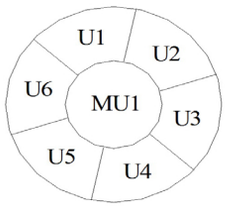

200P

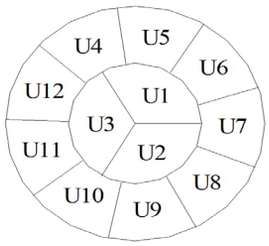

300P

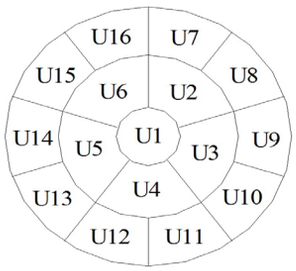

400P

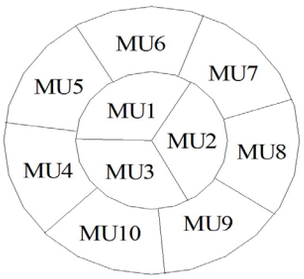

500P

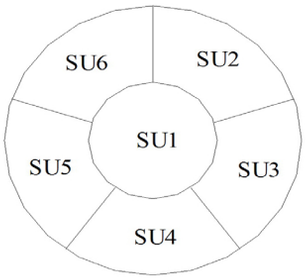

600P

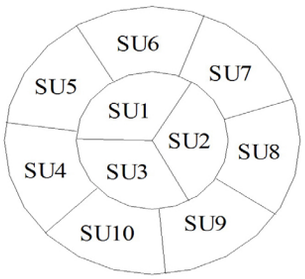

1000P

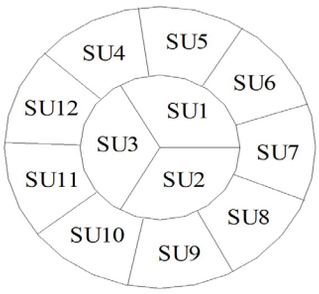

1200P

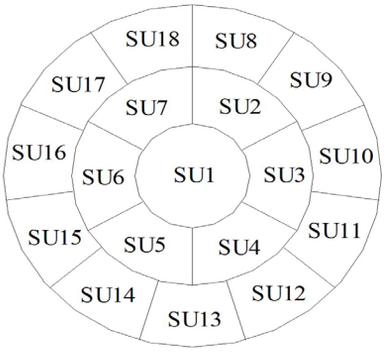

1800P

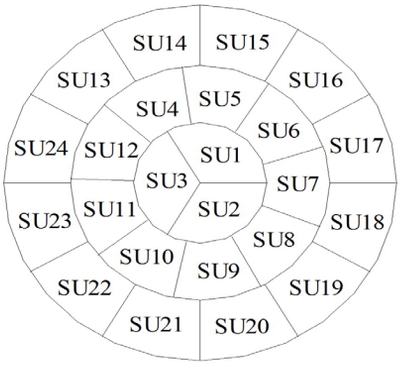

2400P